

GRPL-001/005

GRPL-001



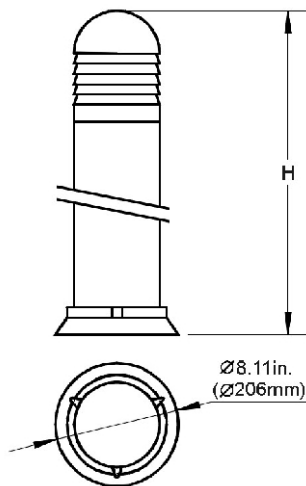
GRPL-005



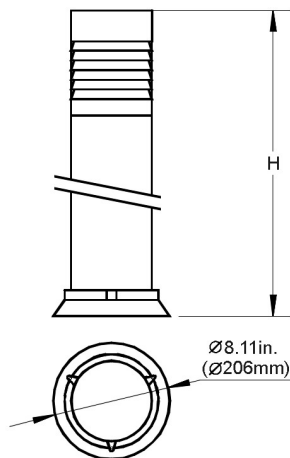
Attractive heavy duty bollards, ideal for lighting pedestrian walkways and accenting the exterior grounds of office and apartment buildings, hotel and parks.
Grandlite offers cast aluminum construction throughout providing corrosion and vandal resistance.

Optional Kelvin color* with adder.

Dimensions




H=22"/24"/36"/42"




H=22"/24"/36"/42"

Line Drawing



GRPL-001



GRPL-005

Specification

Model No.	System watts	Lumen Output	Color	MA	Input Voltage	CRI	Starting Temp	Equivalent
GRPL-001	30	300m**	5000K	300MA	120~277V	70+	-40°C	50W MH
GRPL-005	30	300m**	5000K	300MA	120~277V	70+	-40°C	50W MH

* Different LED Kelvin temperature available with 4-6 week lead time. Please call for a quote.

** DISCLAIMER: This test report was produced in accordance with IES LM-79 photometric testing protocol for luminaires, using a single representative test fixture. Actual production units may vary from the values reported here by up to ±10%.

Powered by **CREE** LEDs



www.grandlite.com
Fixture Catalog V3.0