

Powered by **CREE** LEDs



## LED Surface Mount Light LED-797



LED-797A



LED-797B

This elegant luminaire efficiently with a strategic lens providing various light distributions. Using the latest generation of LED chips, this architectural wall light provides similar light output to a 150W metal halide for less than 1/3 the energy! This fixture combines energy efficiency, extreme long life, and unique design.

Optional Kelvin color\* with adder.

### AVAILABLE OPTIONS



Optional photo control



Quick mount



Thru Wiring

### FEATURES

#### LISTING

UL and CUL listed for wet locations

#### HOUSING

Die-cast aluminum housing

#### FINISH

UV stabilized powder coated finish

#### OPTIONS

Quick mount installation

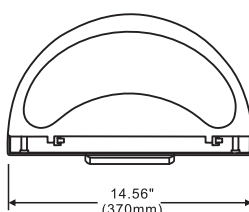
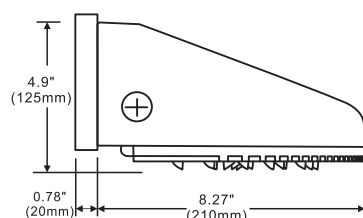
Precise optical lenses

Finish - Bronze. Color option with adder

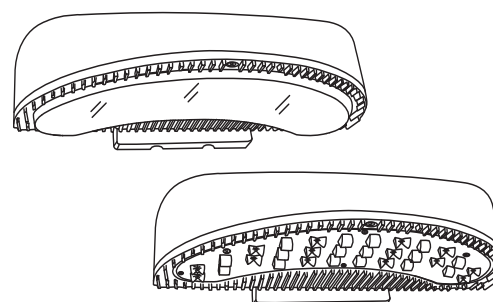
### SPECIFICATION

Model No.	LED-797A	LED-797B
System watts	39	
Lumen Output	4037 lm**	4088 lm**
Color	5000K	
MA	350 MA	
Input Voltage	120~277V	
CRI	70+	
Starting Temp	-40°C	
Equivalent	150W MH	

### DIMENSIONS



### LINE DRAWING



\* Different LED Kelvin temperature available with 4-6 week lead time. Please call for a quote.

\*\* DISCLAIMER: This test report was produced in accordance with IES LM-79 photometric testing protocol for luminaires, using a single representative test fixture. Actual production units may vary from the values reported here by up to  $\pm 10\%$ .