




Grandlite®

HIGH POWER LIGHTING SYSTEM

LED Linear Light

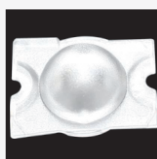
F-BM-08/16/24/32




Available Options



U-bracket




120°

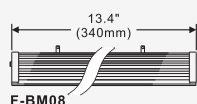


40°

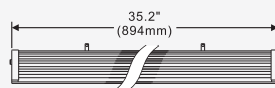
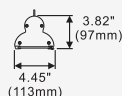
Line Drawing



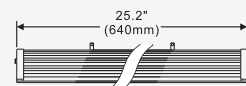
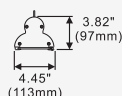
Dimensions



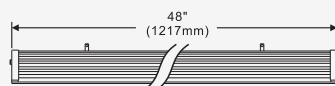
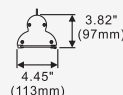
F-BM08



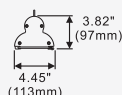
F-BM24



F-BM16



F-BM32



Product Description:

This slim and sweeping curve design with optional wide/narrow reflector provides low wind resistance, maximizing wind load requirements. Its sides are constructed by die-cast aluminum while its patented centerpiece is designed to maximize heat dissipation from the LED light engine. This technology allows the fixture to run cooler, maximizing LED and driver operating life. The powder coated "BodyGuard" finish provides excellent protection. "BodyGuard" finish also provides an industry-first 5-year limited warranty on paint.

Optional mounting and Kelvin color* with adder.

Features:

LISTING

UL and CUL listed for wet locations

HOUSING

Consisting of an extruded aluminium alloy body

FINISH

UV stabilized powder coated finish

LENS

Highly impact resistant tempered glass

OPTIONS

Anodized aluminum reflector

Finish - Bronze

Specification

Model No. ▶	F-BM08	F-BM16	F-BM24	F-BM32
System watts ▶	10	21	33	40
Lumen Output ▶	720 lm**	1440 lm**	2160 lm**	2880 lm**
Color ▶	5000K			
MA ▶	350MA			
Input Voltage ▶	120~277V			
CRI ▶	70+			
Starting Temp ▶	-40°C			
Equivalent ▶	50W MH	50W-70W MH	100W MH	100W-150W MH

* Different LED Kelvin temperature available with 4-6 week lead time. Please call for a quote.

** DISCLAIMER: This test report was produced in accordance with IES LM-79 photometric testing protocol for luminaires, using a single representative test fixture. Actual production units may vary from the values reported here by up to ±10%.

